ALLCONNE

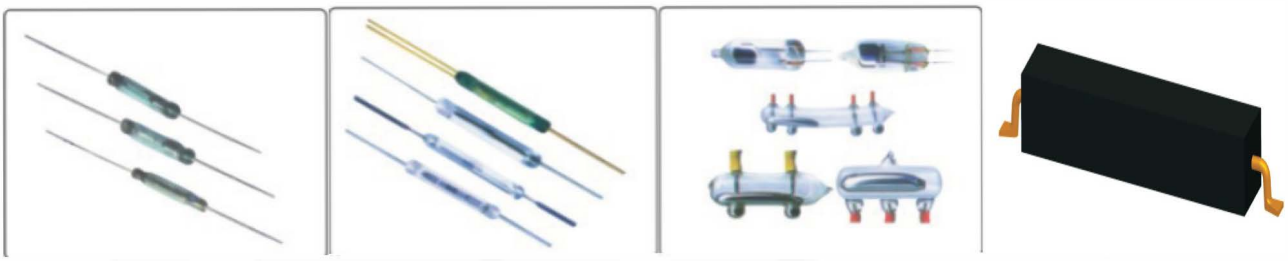

REED SWITCH

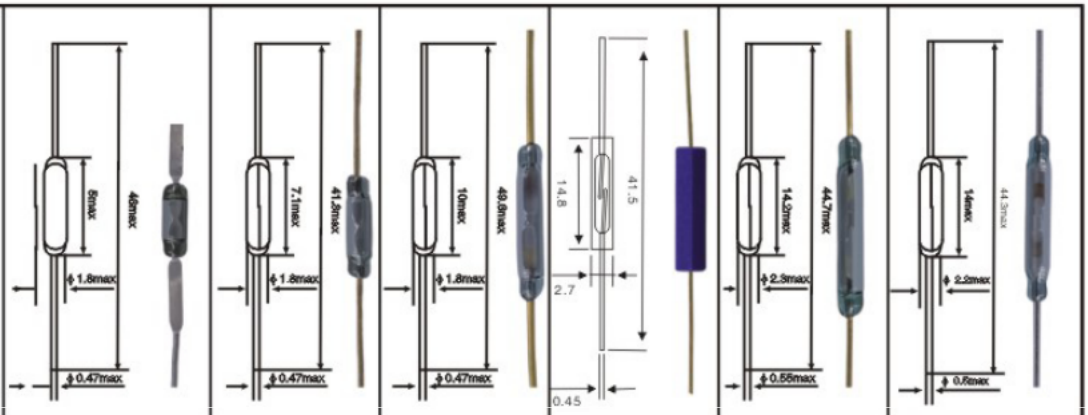

DATA SCAN 型号	Unit	LAX-0518	LAX-07101	LAX-10109	LAX-1402 (塑封)	LAX-14013	LAX-9216
Contact Form 接触方式		A	A	A	A	A	A
Max.最大功率 Contact Rating	W	0.8	1	10	10	10	10
Max.最大开关电压 Switching Voltage	VDC	24	24	100	100	100	100
耐高压 Breakdown Voltage	VDC	150	150	150	220 / 250	220 / 250	200
Max.最大开关电流 Switching Current	A	0.1	0.1	0.5	0.5	0.5	0.5
Max.最大负载电流 Carry Current	A				1.0	1.0	1.0
Max.最大接触电阻 Intial Contact Resistance	MΩ	200	200	100	100	100	100
Min.最小绝缘电阻 Insulation Resistance	Ω	10^9	10^9	10^9	10^{10}	10^{10}	10^9
Operating time 动作时间	ms			0.5	0.4	0.4	0.4
Bounce time 弹跳时间	ms			0.2	0.4	0.4	0.3
Release time 释放时间	ms			0.3	0.1	0.1	0.05
Resonant Frequency 响应频率	Hz	1200	1200	5000	4000	4000	5000±400
Max.最大工作频率 Operating Frequency	Hz			400	500	500	500
Pull In Value 灵敏值	AT	07–35	07–35	10–35	10–25 / 25–40	10–25 / 25–40	10–50
Min.最小复位敏值 Drop out Value	FT	4	4	4	4	4	5
Max.最大接触电容 Contact Capacitance	PF	0.4	0.4	0.5	0.7	0.7	0.3
Electrcal Life 电气寿命 (Resistive Loads) 负载		$5x10^7$ (50mVDC, 10mA) $2x10^7$ (5VDC, 10mA)	$5x10^7$ (50mVDC, 10mA) $2x10^7$ (5VDC, 10mA)	$5x10^6$ (5VDC, 10mA) 10^5 (24VDC, 250mA)	10^8 (5VDC, 10mA) 10^5 (24VDC, 400mA)	10^8 (5VDC, 10mA) 10^5 (24VDC, 400mA)	
Test Coil测试线圈 Number of turns圈数 Resistance 电阻	Ω	5000 580	5000 580	5000 580	5000 870	5000 870	5000 450

		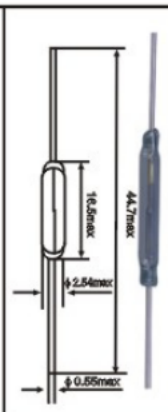	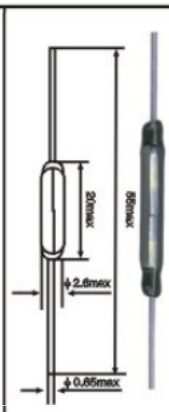	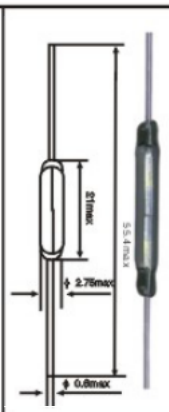	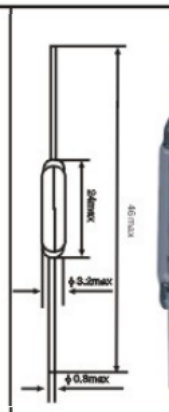	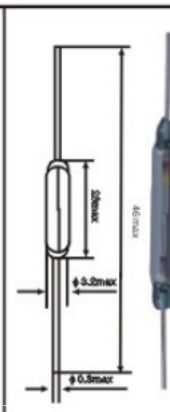
DATA SCAN 型号	Unit	LAX-16101	LAX-20101	LAX-229	LAX-0201	LAX-02
Contact Form 接触方式		A	A	A	A	A
Max.最大功率 Contact Rating	W	10	10	10	12	12
Max.最大开关电压 Switching Voltage	VDC	100	180	350	250	250
耐高压 Breakdown Voltage	VDC	220	220 / 280	600	250	250
Max.最大开关电流 Switching Current	A	0.5	0.5	0.7	0.5	0.5
Max.最大负载电流 Carry Current	A	1.0		2.5	1	1
Max.最大接触电阻 Intial Contact Resistance	MΩ	100	150	100	150	150
Min.最小绝缘电阻 Insulation Resistance	Ω	10^9	10^9	10^{10}	10^9	10^9
Operating time 动作时间	ms	0.3		0.6		
Bounce time 弹跳时间	ms	0.2		0.5		
Release time 释放时间	ms	0.6		0.05		
Resonant Frequency 响应频率	Hz	3000	2600	2500±250	1.7K	1.7K
Max.最大工作频率 Operating Frequency	Hz	600		500	50	50
Pull In Value 灵敏值	AT	10–80	10–20 / 20–80	20–60	35–80	30–80
Min.最小复位敏值 Drop out Value	FT	5		6	10	10
Max.最大接触电容 Contact Capacitance	PF	0.3	0.4	0.5	0.5	0.5
Electrcal Life 电气寿命 (Resistive Loads) 负载		$2x10^6$ (5VDC, 10mA) 10^6 (24VDC, 250mA)	10^6 (24VDC, 250mA) 10^7 (5VDC, 10mA)		$5x10^6$(50mV, 5mA) $1x10^6$(60V, 25mA)	$5x10^6$(50mV, 5mA) $1x10^6$(60V, 25mA)
Test Coil测试线圈 Number of turns圈数 Resistance 电阻	Ω	5000 620	5000 550	5000 500	5000 400	5000 400

		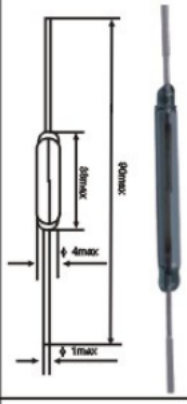	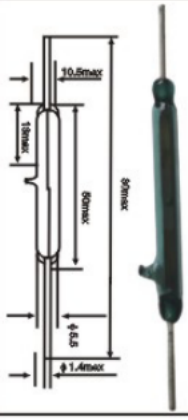	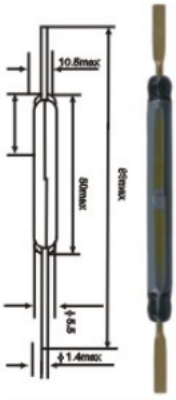		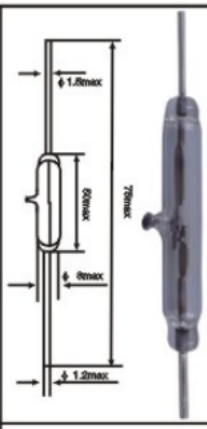
DATA SCAN 型号	Unit	LAX-01	LAX-2	LAX-3	LAX-50202	LAX-70
Contact Form 接触方式		A	A	A	A	A
Max.最大功率 Contact Rating	W	24	250	50	250	280
Max.最大开关电压 Switching Voltage	VDC	250	1000	1000	250	250
耐高压 Breakdown Voltage	VDC	250	3000-15000	1400	700	3000-15000
Max.最大开关电流 Switching Current	A	1	6.0	2.0	5.0	8.0
Max.最大负载电流 Carry Current	A	2	8.0	3.0		6.0
Max.最大接触电阻 Intial Contact Resistance	MΩ	150	100	100	150	≤200
Min.最小绝缘电阻 Insulation Resistance	Ω	10^{12}			10^{9}	10^{9}
Operating time 动作时间	ms					≤1
Bounce time 弹跳时间	ms					≤0.8
Release time 释放时间	ms					≤0.3
Resonant Frequency 响应频率	Hz				700	
Max.最大工作频率 Operating Frequency	Hz					100
Pull in Value 灵敏值	AT	50-80	100-180	120-200	50-90	120-330
Min.最小复位敏值 Drop out Value	FT	25				≥60
Max.最大接触电容 Contact Capacitance	PF	0.3			1.0	0.35
Electrcal Life 电气寿命 (Resistive Loads) 负载		$1x10^{6}$ (24V, 0.2mA)			$1x10^{5}$ 250VDC, 1A	$1x10^{6}$ (220V/AC,2A)
Test Coil测试线圈 Number of turns圈数 Resistance 电阻	Ω				5000 335	

			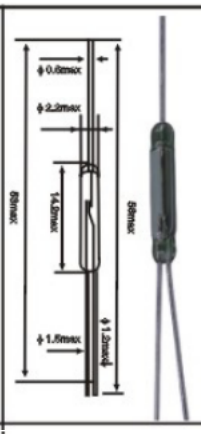	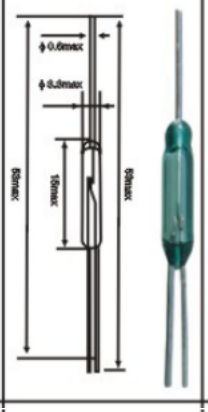		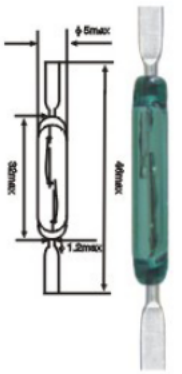
DATA SCAN 型号	Unit	LAX-48	LAX-27	LAX-25	LAX-231	LAX-211 (电梯专用)
Contact Form 接触方式		A	A	A	C	A
Max.最大功率 Contact Rating	W	15	4	6	300	30
Max.最大开关电压 Switching Voltage	VDC	200	60VDC/VAC	80VDC/VAC	200	200VDC /220VAC
耐高压 Breakdown Voltage	VDC	250	60VDC/VAC	80VDC/VAC	350	500
Max.最大开关电流 Switching Current	A	0.5	0.25	0.3	1.5	1
Max.最大负载电流 Carry Current	A	1	0.5	0.6		1.5
Max.最大接触电阻 Intial Contact Resistance	MΩ	150	115	100	150	200
Min.最小绝缘电阻 Insulation Resistance	Ω	10^9	$2X10^7/1X10^9$	$2X10^7/1X10^9$	NC/$0.5X10^8$ N0/$1X10^9$	$0.5x10^9/1x10^9$
Operating time 动作时间	ms	0.35	0.25	0.25	1.5	≤4
Bounce time 弹跳时间	ms	0.15	0.05	0.05		≤3
Release time 释放时间	ms				2.5	≤2
Resonant Frequency 响应频率	Hz		3K		2200	
Max.最大工作频率 Operating Frequency	Hz				50	50
Pull In Value 灵敏值	AT	25-80	10-25	35-55	45-150	18-40
Min.最小复位敏值 Drop out Value	FT	25	5	5	16	9-20
Max.最大接触电容 Contact Capacitance	PF	0.2	2.0	2.0	NC/20 NO/11	2.0/1.0
Electrcal Life 电气寿命 (Resistive Loads) 负载		$5x10^6$ (50mV,5mA) $1x10^6$ (60V,25mA)	$5x10^6$ (50mV,10mA)	$5x10^6$ (50mV,12mA)	30V-100mA-$5X10^8$ 60V-200mA-10^5	$3x10^5$ (DC) 110V, 0.5A
Test Coil测试线圈 Number of turns圈数 Resistance 电阻	Ω	5000 400	5000 600		5000 450	5000 450

		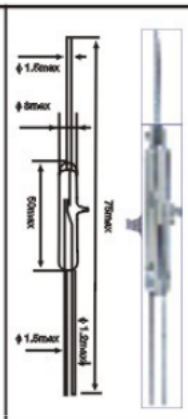	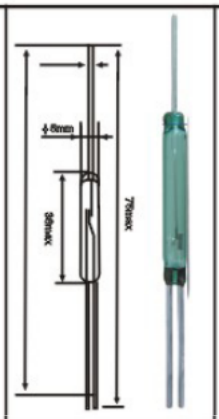	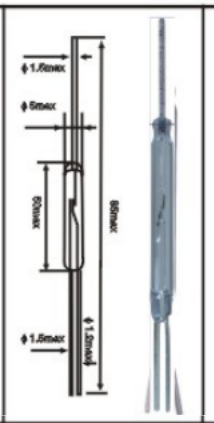		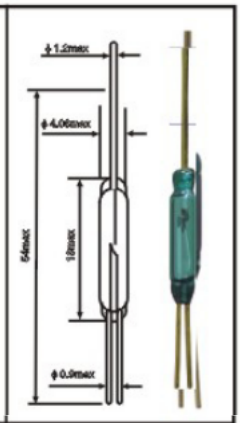
DATA SCAN 型号	Unit	LAX-07	LAX-213	LAX-268	LAX-230	LAX-232
Contact Form 接触方式		A	A	A	A	C
Max.最大功率 Contact Rating	W	220	220	100	110	30
Max.最大开关电压 Switching Voltage	VDC	250	200VDC/220VAC	250	300	125
耐高压 Breakdown Voltage	VDC	2000-10000	350	250	2000	180-280
Max.最大开关电流 Switching Current	A	3	3	3	1.5	1
Max.最大负载电流 Carry Current	A	4	4	0.8	1	
Max.最大接触电阻 Intiel Contact Resistance	MΩ	≤200	200	≤200	200	150
Min.最小绝缘电阻 Insulation Resistance	Ω	10^9	$0.5x10^9/1x10$	10^9	10^9	NC/$0.2X10^9$ N0/$1X10^9$
Operating time 动作时间	ms	≤1.2	0.3	≤1.2	1	1.5
Bounce time 弹跳时间	ms	≤1	0.3	≤1	0.8	
Release time 释放时间	ms	≤0.4	0.05	≤0.4	0.3	2.0
Resonant Frequency 响应频率	Hz		2.2K		5000±200	300
Max.最大工作频率 Operating Frequency	Hz	100	50	100	50	50
Pull In Value 灵敏值	AT	120-330	40-120	15-80	100-300	30-55 / 55-80
Min.最小复位敏值 Drop out Value	FT	≥60	16	≥60	35	10
Max.最大接触电容 Contact Capacitance	PF	0.3	2.0/1.0	0.3	0.4	2.5/0.5
Electrcal Life 电气寿命 (Resistive Loads) 负载		$1x10^6$ (220V/AC,1A)	$5x10^5$(220V, 0.5A) $1x10^5$(220V, 0.7A)	$1x10^6$ (220V/AC,1A)	$1x10^8$	24V-250mA-$5X10^5$ 5V-10mA-10^6
Test Coil测试线圈 Number of turns圈数 Resistance 电阻	Ω		5000 450			

元件编号	LAX9001	LAX9001-1	LAX9002	LAX9003	LAX9005-1	LAX9005-9	LAX10
湿簧管 (水银接点舌簧开关) 尺寸 单位mm(寸)				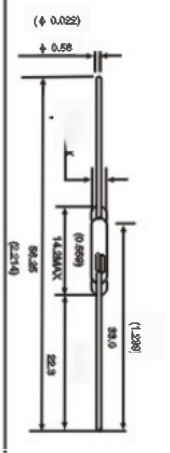	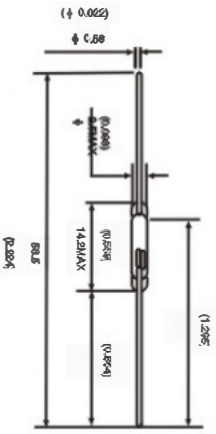		
触点形式	IA			IA	IA		
触点位置	0			0	0		
触点材料	水银接点			水银接点	水银接点		
触点最大额定功率	50W			3W	50W		100W
最大开关电压	500VDC	1,500VDC		100VDC	1,000VDC		2,000VDC
最大开关电流	2A			0.1A	1A		4A
最大初始触点电阻	50mΩ			100mΩ	60mΩ		150mΩ
启动值(AT)	40–70			30–70	40–60		80–240
最小释放值(AT)	15			15	15		40–200
耐高压	1,000VDC	2,000VDC		1,000VDC	1,500VDC		2000VDC
最大触点电容	0.3pF			0.3pF	0.4pF		2pF
最小绝缘阻抗	10^{10}Ω		10 Ω	10^{10}Ω	10^{11} Ω	10^{11}Ω	10^{11}Ω
典型谐振频率	0.3kHz			0.3kHz	0.3kHz		0.2kHz
电气寿命 (阻性负载)	10^{9} (10mVDC,10μA) $5X10^{5}$ (50VDC,1A)			10^{6} (10mVDC,10μA) $3X10^{6}$ (24VDC,100mA)	10^{9} (10mVDC,10μA) $5X10^{5}$ (200VDC,0.1A)		$5x10^{6}$ (200VDC,0.5A)
测试线圈				TC–0502			
特点	通用型	高切断电压	高绝缘阻抗	所有位置适用	高速度	高速度 高绝缘阻抗	高速度 高绝缘阻抗

PZ系列外形 PZ scr icsoverail	型号 type No.	全长 Length mm	直径	工作角 Operating Angle	电压 Vetage V	电流 Our–renta	参考 价格 (元)
	205	13±1	5+1	15° –35° 25° –45° 30° –60°	20	0.8	0.55
	104	10±1	5±1	7°	20	0.	0.6
	101 102 103	7.8±0.4 8.5±0.5 13±1 19±1	3.2–3.5 3.5–4 4–5 6–0.5	7° 7° 10° 10°	20 20 20 20	0.2 0.3 0.5 0.5	0.35 0.35 0.35 0.40
	204 208	35±1 38±1	10±0.5 13±0.5	9° 9°	220 220	5 5	14 17
	202 203	37±1 43±1	11.5±0.5 13±0.5	10° 6°	220 220	2 3	17 17
	209	47±1 30±1	12±0.5 8±0.5	8° 15°	220 220	3 3	17 17
	205A 206 211	28.5±0.5 48±1 52±1	8.5±0.5 11–0.5 13±0.5	16° 50° 90°	220 220 220	5 10 10	17 23 23
	201 201A 212 219 228	27±1 24±1 41±1 25±1 48±1	9+0.5 7–0.5 12.5±0.5 10±0.5 11±0.5	16° 16° 50° 50° 10°	220 220 220 220 220	1 2 3 1 1	14 14 17 17 17
	215	34±1	10±0.5	15°	220	5	17

	210	30 ± 1	8 ± 0.5	10°	220	1	14
	222	15 ± 1	10 ± 0.5	10°	220	1	17
	303	37 ± 1	12 ± 0.5	7°	220	5	23
	223	34 ± 1	13 ± 1	9°	220	1	17
	231 232	D=10+1 28 ± 1 D=50 65 ± 1	5 ± 1	100 ± 50 65 ± 50	220 220	5 2	30 30
	217	37 ± 1	12 ± 1		220	1	17
	218	38 ± 1	12 ± 0.5	9°	220	1	17
	301	48 ± 1	11 ± 0.5	5.5°	220	10	23
	302 304 300 309	55 ± 1 49 ± 1 62 ± 1 40 ± 1	12 ± 0.5 10 ± 0.5 10–0.5 9–0.5	10° 20° 16° 30°	220 220 220 200	10 3 5 2	23 23 23 23
	234 235	20 ± 1 40 ± 1	15–1 25.3 ± 0.7	10° 万向导通 18 ± 2 万向导通	220 220	2 2	37 75

产品规格书Product Details specification

Product Name	File No.	Version	Date	Page
BL-CSFGHG-TP-2.6X12金脚干簧管	BL-3D-558	A2	2022.12.22	1/3

功能Function

1、 Ideal for ATE switching and proximity sensors
2 、Contact layers: Ruthenium on gold
3、Superior glass-to-metal seal and blade alignment
4、Excellent life expectancy and reliability
5、RoHS Compliant

应用产品Applications

1、防盗装置 Alarm device
2、儿童玩具 Toys
3、电子秤 Electronic scale
4、通讯 Communicatio
5、医疗 Medical

产品特性Features

1、Micro changeover dry-reed switch hermetically sealed in a gas-filled envelope.
Single-pole, double-throw (SPDT) type, having a normally open and a normally closed contact.
2、The switch may be actuated by an electromagnet, a permanent magnet or a combination of both.
The device is intended for use in sensors, relays, pulse counters or similar devices.

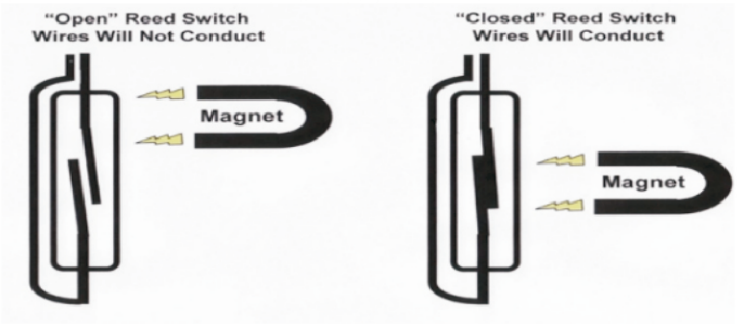

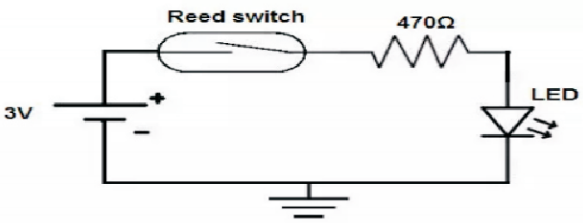

■ 电器特性Electrical characteristics

20	接触方式	A
19	最大功率	10W
18	最大开关电压	100VDC
17	耐高压	150 VDC
16	最大开关电流	0.5A
15	最大负载电流	1.0A
14	最大接触电阻	100MΩ
13	最小绝缘电阻	10^9 Ω
12	动作时间	0.5ms
11	弹跳时间	0.2ms
10	释放时间	0.3ms
9	响应频率	5000±400Hz
8	最大工作频率	400Hz
7	灵敏值	7-35AT
6	最小复位敏值	4FT
5	最大接触电容	0.5PF
4	电气寿命	10^8 (5VDC,10mA)
3	负载	10^5 (24VDC,400mA)
2	测试线圈数	5000
1	测试线圈电阻	870Ω
产品特性		

■ 焊接特性Welding characteristics

1.手工焊:330℃±10℃,<3秒。
Manual welding : 330℃ ±10℃,<3s.
2.回流焊: 250℃±10℃,<5秒.
Reflow soldering: 250℃ ±10℃,<5s.

■ 包装Packaging

2000PCS/卷

产品规格书Product Details specification

Product Name	File No.	Version	Date	Page
BL-CSFGHG-TP-2.6X12金脚干簧管	BL-3D-558	A2	2022.12.22	3/3

SIZE尺寸

Unit: mm,
Tolerance ± 0.25

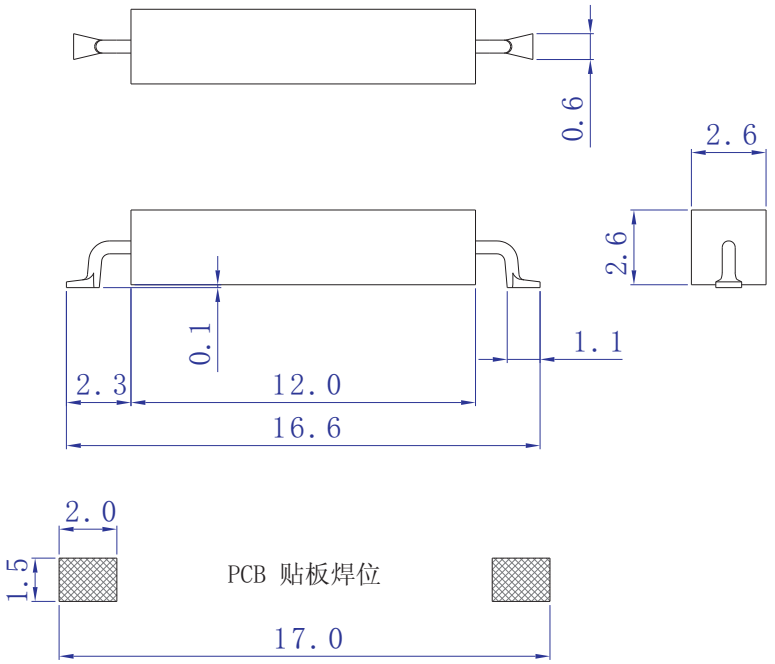

注意事项Note

1.如果该产品要用于高安全性产品及耐久性极高的设备中（如生命安全设备、航空设施、防灾装置），请确认是否合用，或咨询我司了解详情。
If the product used for high security products and durability of extremely high equipment (such as life safety equipment, aviation facilities, disaster prevention device), please confirm whether a share, can seek advice our company for details.
2.请勿超负荷使用，以防发生火灾。
In case of fire, Please do not overload applicable.
3.焊接温度或时间超过规范时，会造成开关解体。
The welding temperature or time more than standard, can cause switch collapse.
4.勿使用水溶性助焊剂、可能会造成开关损坏。
Do not use water solubility flux. May cause damage to the switch.
5.勿使用溶剂清洗开关。
Do not use solvent wash switch.
6.本开关导通率为98%以上（导通率是指开关每100次动作中，可以良好导通的比率）。
This switch conduction rate of 98% (conductivity rate per 100 times value switch actions, can good conduction ratio).
7.百灵公司只承担本产品本身不良问题,对不良品进行退换货,不承担其它连带费用责任。
Bailing company is only responsible for the defective problems of the product itself, return and exchange the defective products, and does not bear other joint and several expenses.

产品规格书Product Details specification

Product Name	File No.	Version	Date	Page
BL-CSFGHG-TP-3X16金脚干簧管	BL-3D-557	A1	2022.03.09	1/4

功能Function

1、 Ideal for ATE switching and proximity sensors
2 、Contact layers: Ruthenium on gold
3、Superior glass-to-metal seal and blade alignment
4、Excellent life expectancy and reliability
5、RoHS Compliant



应用产品Applications

1、防盗装置 Alarm device
2、儿童玩具 Toys
3、电子秤 Electronic scale
4、通讯 Communicatio
5、医疗 Medical

产品特性Features

1、Micro changeover dry-reed switch hermetically sealed in a gas-filled envelope.
Single-pole, double-throw (SPDT) type, having a normally open and a normally closed contact.
2、The switch may be actuated by an electromagnet, a permanent magnet or a combination of both.
The device is intended for use in sensors, relays, pulse counters or similar devices.

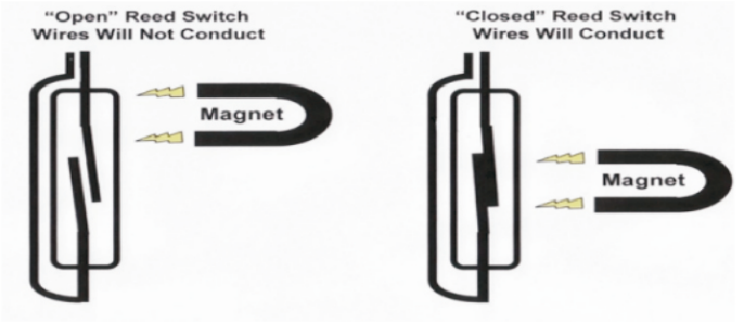

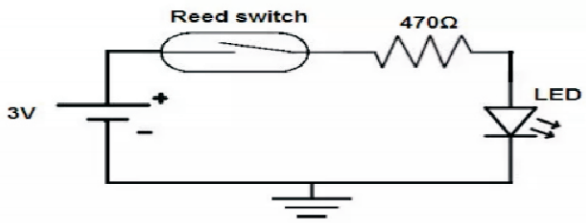

产品规格书Product Details specification

Product Name	File No.	Version	Date	Page
BL-CSFGHG-TP-3X16金脚干簧管	BL-3D-557	A1	2022.03.09	2/4

■ 电器特性 Electrical characteristics

项目名称/Project	规格/specs	单位/unit	检测 试验条件 Test conditions
闭合值/Pull in Value	10-40	AT	I=20mA 开关与线圈中心(全长13mm匝数5000T线圈电阻530mohm)一致，先100AT后归零再测量AT值 电阻测试：闭合值×1.5倍电流 I=20mA switch is consistent with the coil center (total length of 13mm turns, 5000T coil resistance, 530m ohm), 100AT first, then return to zero, and then measure the AT value. Resistance test: closing value× 1.5 times current.
释放值/Release value	5 min	AT	
接触电阻/Contact resistance	150 max	m ohm	
绝缘阻抗/Insulation resistance	$1*10^{10}$ min	ohm	施加电压DC100V1分钟后测量 Measure after applying voltage DC100V1 for minutes.
接点耐压/Withstand voltage	250 min	V.DC	漏电流500uA以下60秒内 Within 60 seconds with leakage current below 500uA
接点容量/Contact Rating	10	W	
最大开闭电压 Max.imum switching voltage	200	V.AC/DC	
最大开闭电流/Max. current	0.5	A	
最大通电电流 Max. imum energizing current	1.0	A	
动作时间/Operating time	0.6 max	m sec	控制方式： 1、方波驱动，线圈频率10Hz 2、电流20mA Control mode: 1, square wave drive, coil frequency 10Hz 2, current 20mA.
弹跳时间/Bounce time	0.4 max	m sec	
复位时间/Reset Time	0.2 max	m sec	
最大驱动周波数 Maximum driving cycles	500	Hz	
共振周波数 Resonance cycle number	5000±400	Hz	
拉力强度/Tensile strength	19	N(Kgf)	垂直施加规定拉力20秒，密着部无异常 Apply the specified tension vertically for 20 seconds and there is no abnormality at the tight part
使用温度范围 Operating temperature	-40~+125	℃	湿度70%RH以下 Humidity below 70%rh
保存温度范围 Storage temperature	5~+35	℃	
冷热冲击/Thermal Shock	-10~+65	℃	MIL-STD-202G
焊接耐热性 Welding heart-resistant property	310	℃	距密着部>2.0mm处加热3秒 Heat for 3 seconds at the place >2.0mm away from the contact part
焊接上锡率/Soldering tin rate	90	%	310℃，3秒 310℃，3s
耐冲击/Impact resistance	480	m/s^2	MIL-STD-202G
耐振动/Vibration resistance	10~55	Hz	MIL-STD-202G

寿命特性 Life characteristics

项目名称/Project	规格/specs	单位/unit	检测、试验条件 Test conditions
寿命特性 Life characteristics	$1*10^7$	次数 frequency	DC5V-5mA(R)
	$1*10^6$	次数 frequency	DC12V-100mA (R)

注:
1.本数据表上的详细信息仅供参考，不应被认为准确用于任何特定目的。产品性能可能会受到部件使用用途的影响。
2.根据要求，百灵将帮助购买者提供特定的信息，以特定的应用程序。在未与百灵授权代表进一步协商的情况下，百灵不承担任何买方对本资料表中所含信息的依赖。

notes:
1.The detailed information on this data sheet is for reference only and should not be considered as accurate for any specific purpose. Product performance may be affected by the use of components.
2.Upon request, GBeelee will help buyers provide specific information to specific applications. Without further consultation with the authorized representative of Gbeelee, Gbeelee will not assume any buyer's reliance on the information contained in this data sheet.

SIZE尺寸

Unit: mm,
Tolerance ± 0.25

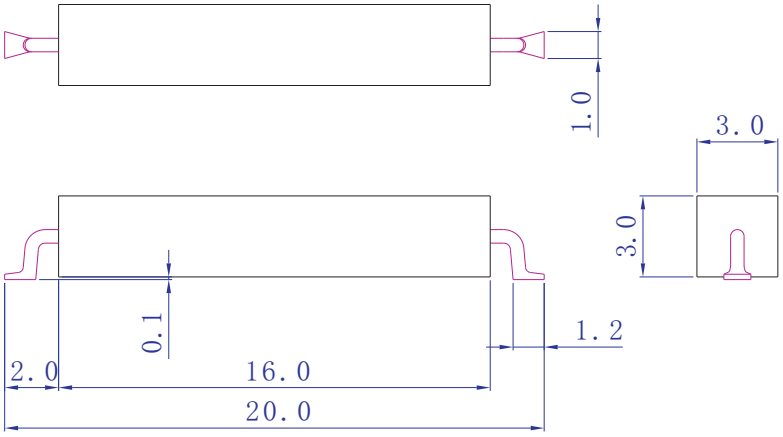

产品规格书Product Details specification

Product Name	File No.	Version	Date	Page
BL-CSFGHG-TP-3X16金脚干簧管	BL-3D-557	A1	2022.03.09	4/4

■ 焊接特性Welding characteristics

1.手工焊:330℃±10℃,<3秒。

Manual welding : 330℃ ± 10℃, <3s.

■ 包装Packaging

1600PCS/卷

■ 注意事项Note

1.如果该产品要用于高安全性产品及耐久性极高的设备中（如生命安全设备、航空设施、防灾装置），请确认是否合用，或咨询我司了解详情。

If the product used for high security products and durability of extremely high equipment (such as life safety equipment, aviation facilities, disaster prevention device), please confirm whether a share, can seek advice our company for details.

2.请勿超负荷使用，以防发生火灾。

In case of fire, Please do not overload applicable.

3.焊接温度或时间超过规范时，会造成开关解体。

The welding temperature or time more than standard, can cause switch collapse.

4.勿使用水溶性助焊剂、可能会造成开关损坏。

Do not use water solubility flux. May cause damage to the switch.

5.勿使用溶剂清洗开关。

Do not use solvent wash switch.

6.本开关导通率为98%以上（导通率是指开关每100次动作中，可以良好导通的比率）。

This switch conduction rate of 98% (conductivity rate per 100 times value switch actions, can good conduction ratio).

7.百灵公司只承担本产品本身不良问题,对不良品进行退换货,不承担其它连带费用责任。

Bailing company is only responsible for the defective problems of the product itself, return and exchange the defective products, and does not bear other joint and several expenses.

产品规格书Product Details specification

产品名称Title	File No.	Version	Date	Page
BL-JGHG-TP-1.8X10	BL-GH-042	A3	2019.11.18	1/4

■ Description / 产品描述

The BL-JGHG-TP-1.8X10 Reed Switch is a sub-miniature, surface mounting,normally open switch with a 10.16mm long x 1.80mm diameter (0.400" x 0.071") glass envelope, capable of switching 200Vdc at 10W.

This reed switch is a surface mount version of the BL-JGHG-TP-1.8X10. It has high insulation resistance of 10^{12} ohms minimum and low contact resistance of less than 120 milli-ohms.

BL-JGHG-TP-1.8X10簧片开关是一种亚微型、表面安装、常开开关，具有10.16毫米长x 1.80mm毫米直径(0.400" x 0.071")的玻璃外壳，能够在10W下切换200Vdc

这款簧片开关是BL-JGHG-TP-1.8X10的表贴版，绝缘电阻高10^{12}欧姆最小值和小于120微欧姆的低接触电阻。

BL-JGHG-TP-1.8X10 Series

■Features & Benefits / 产品特性&优势

1. Surface mounting normally open switch
2. Capable of switching 200Vdc or 0.5A at up to 10W
3. Low, stable contact resistance
4. Available sensitivity 10-25 AT
5. Hermetically sealed switch contacts are not affected by and have no effect on their external environment
6. Low space requirement
7. Zero operating power required for contact closure
8. Excellent for switching microcontroller logic level loads

1.表面安装常开开关
2.最高可在10W下切换200Vdc或0.5A
3.低而稳定的接触电阻
4.可用灵敏度10-25 AT
5.密封开关触点不受外部环境的影响，也不会对外部环境产生影响
6.低空间要求
7.触点闭合所需的零工作功率
8.非常适合切换微控制器逻辑电平负载

■Applications / 产品应用

1.Position Sensing	1.位置感应
2.Level Sensing	2.液位传感
3.Security	3.安全
4.Metering	4.测量

Switch Type / 开关类型

Contact Form 触点形式	A (SPST-NO) 常开型
Materials材质	Body: Glass玻璃 Leads: Tin-plated Ni-Fe wire 引线:镀锡镍铁线

Note: SPST-NO = Single-pole, single-throw, normally open

注:SPST-否=单刀单掷，常开

Dimensions / Dimensions in mm (inch)

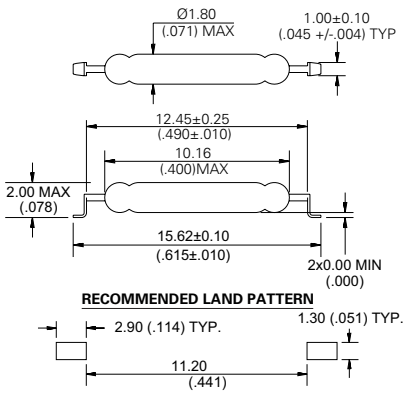

Note: Land pattern is Beelee recommendation only. User is responsible for proper PCB design.

产品规格书Product Details specification

产品名称Title	File No.	Version	Date	Page
BL-JGHG-TP-1.8X10	BL-GH-042	A3	2019.11.18	2/4

Electrical Ratings / 电气性能

Contact Rating[1] 接触等级[1]		W/VA - max.	10
Voltage[3] 电压[3]	Switching [2] 切换[2] Breakdown [4] 击穿	Vdc - max. Vac - max. Vdc - min.	200 140 250
Current[3] 电流[3]	Switching [2] 切换[2] Carry 运载	Adc - max. Aac - max. Adc - max.	0.50 0.35 1.00
Resistance 抵抗性	触点，初始绝缘 Contact, Initial Insulation	Ω - max. Ω - min.	0.12 10^{12}
Capacitance 电容	Contact 触点	pF - typ.	0.2
Temperature 温度	操作/储存温度 Operating Storage [5]	°C °C	-40 to +125 -65 to +125

◎ Notes:

1.Contact rating - Product of the switching voltage and current should never exceed the wattage rating. Contact Beelee for additional load/life information.

2.When switching inductive and/or capacitive loads, the effects of transient voltages and/or currents should be considered. Refer to Application Notes AN108A and AN107 for details.

3.Electrical Load Life Expectancy - Contact Beelee with voltage, current values along with type of load.

4.Breakdown Voltage - per MIL-STD-202, Method 301.

5.Storage Temperature - Long time exposure at elevated temperature may degrade solderability of the leads.

注:

1. 触点额定值-开关电压和电流的乘积不应超过额定功率。如需更多负载/寿命信息，请联系Beelee 。
2. 切换电感和/或电容负载时，应考虑瞬态电压和/或电流的影响。详情参见应用笔记AN108A和AN107。
3. 电气负载预期寿命-触点寿命随电压、电流值和负载类型而变化。
4. 击穿电压-根据MIL-STD-202，方法301。
5.储存温度-长时间暴露在高温下可能会降低引线的可焊性。

Product Characteristics / 产品特性

Operating Characteristics 操作特性			
Operate Time [1]	操作时间		0.5ms - max.
Release Time [1]	释放时间		0.1ms - max.
Shock [2]	冲击	11ms 1/2 sine wave	100G - max.
Vibration [2]	振动	50-2000 Hertz	30G - max.
Resonant Frequency	共振频率		6.5kHz - typ.
Magnetic Characteristics 磁特性			
Pull-In Range [3]	引入范围	Ampere Turns	10-25
Rating Sensitivity [4]	额定灵敏度	Ampere Turns	15
Test Coil	试验线圈		L4989

产品规格书Product Details specification

产品名称Title	File No.	Version	Date	Page
BL-JGHG-TP-1.8X10	BL-GH-042	A3	2019.11.18	3/4

◎ Notes:

1.Operate (including bounce)/Release Time - per EIA/NARM RS-421-A,diode suppressed coil (Coil II).

2.Shock and Vibration - per EIA/NARM RS-421-A and MIL-STD-202.

3.Pull-In Range - Contact Beelee for narrower AT ranges available.

4.Rating Sensitivity - The value at which contact ratings and operating characteristics are determined. Derating may be required below this value.

注:

1.操作（包括弹跳）/释放时间-根据EIA / NARM RS-421-A，二极管抑制线圈（线圈II）。

2.冲击和振动-符合EIA / NARM RS-421-A和MIL-STD-202标准。

3.推入范围-如需更窄的AT范围，请联系Beelee。

4.额定灵敏度-确定接触额定值和工作特性的值。 低于此值可能需要降额。

Drop-Out vs. Pull-In Chart

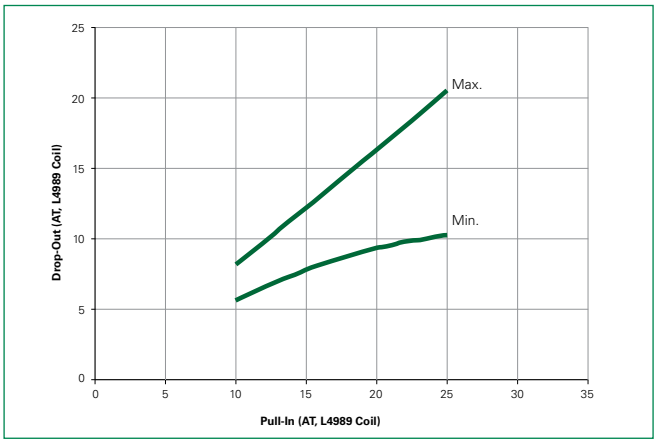

Note: Chart represents the range of Drop-Out, min to max, for a given Pull-in value of the BL-JGHG-TP-1.8X10 prior to modification into the BL-JGHG-TP-1.8X10.

Part Numbering System

BL-JGHG-TP-1.8X10 R - 6-10

Series

Packaging
R = Tape and Reel
B = Bulk

AT Range
10-25 AT
10-15 AT
15-20 AT
20-25 AT

Example:
10-15 AT product in Bulk packaging is BL-JGHG-TP-1.8X10

Note:
These AT values are the before-modification values of the bare reed switch.

Packaging

Packaging Option	Packaging Specification	Quantity	Quantity and Packaging Code	Taping Width
Tape and Reel	EIA-RS-481-1	3000	R	32mm
Bulk	N/A	200	B	N/A

TAPE DIMENSIONS mm (inch)

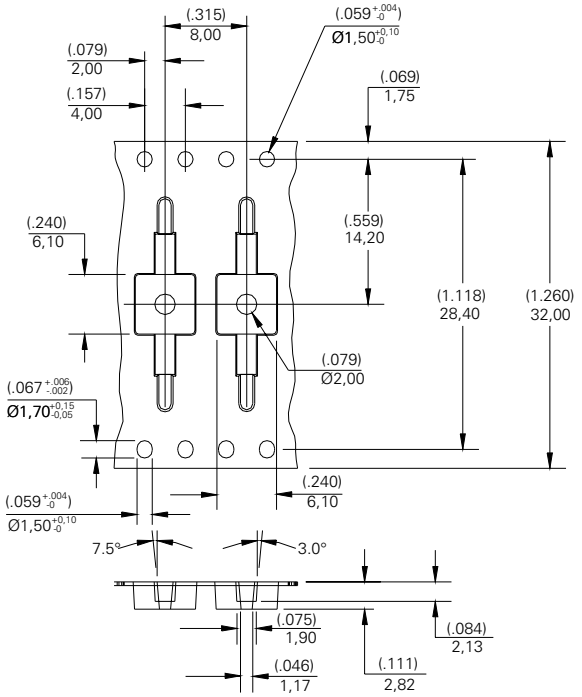

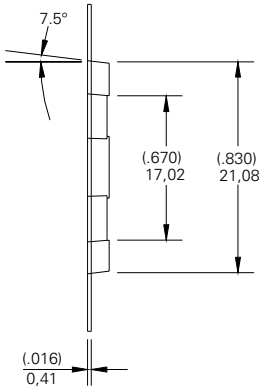

1. ALL TAPE & SPROCKET HOLE DIMENSIONS ARE PER EIA-481 UNLESS NOTED
2. ALL POCKET DIMENSIONS ARE ±(.004") 0,10mm
3. ALL DIMENSIONS ARE TO INSIDE OF POCKET

REEL DIMENSIONS mm (inch)

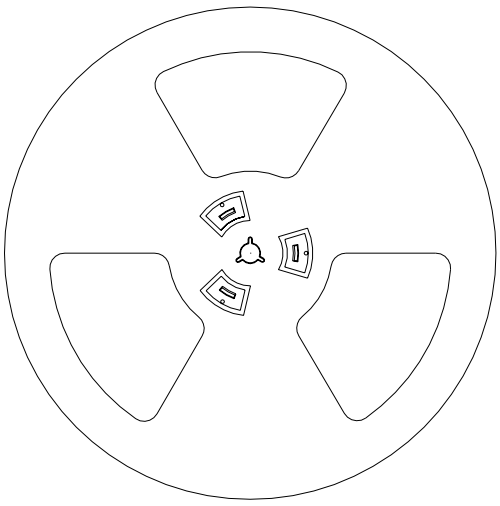

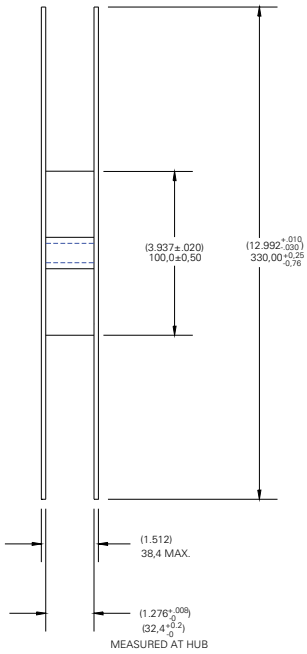

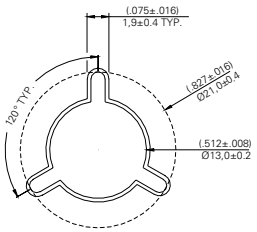

产品规格书Product Details specification

产品名称Title	File No.	Version	Date	Page
BL-JSFGHG-TP-2.1X8.5	BL-GH-055	2019-A1	2019.11.30	1/4

Function :

- Ideal for ATE switching and proximity sensors
- Contact layers: Ruthenium on gold
- Superior glass-to-metal seal and blade alignment
- Excellent life expectancy and reliability
- RoHS Compliant



Applications :

1.Automation Device
2.Home appliances a
3.Auto industry
4.Communication
5.Medical

Product Features

Micro changeover dry-reed switch hermetically sealed in a gas-filled envelope. Single-pole, single-throw (SPST-NO) type, having a normally open and a normally closed contact.

The switch may be actuated by an electromagnet, a permanent magnet or a combination of both. The device is intended for use in sensors, relays, pulse counters or similar devices.

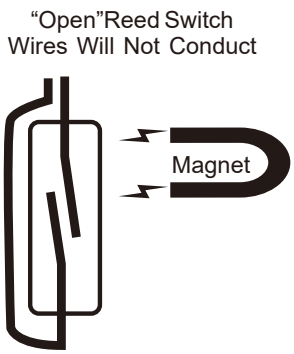

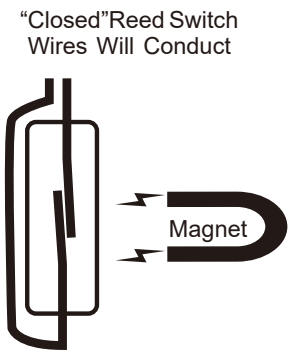

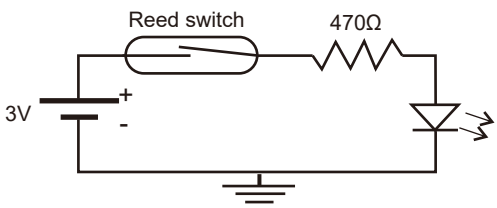

Electrical characteristics:

型号/DATA SCAN	单位 Unit	BL-JSFGHG-TP-2.1X8.5
接触方式/Contact Form		A
触点材质/Contact material		Ru
Max.最大开关功率/Switching Rating	W	10
Max.最大开关电压/Switching Voltage	V(dc/ac)	100
Max.最大载流电流/Carry Current	A(dc/ac)	0.5
Max.最大开关电流/Switching Current	A(dc/ac)	0.5
Max.最大接触电阻/Contact Resistance	mΩ	250
耐高压/Breakdown Voltage	VDC	150
拉入/Pull in (at 20℃)		28-48
吸入/Pull-In in milli Tesla(modified conta	mT	1.63-2.4
外壳材料/Housing material		epoxy resin
材料/Housing material		EN 60335-1 conform
耐冲击/Shock	g	30
耐振动/Vibration	g	20
使用温度范围/Operating temperature	℃	-40~130
储存温度/Storage temperature	℃	-50~130
焊接温度/Soldering Temperature Tsold	℃	260
密封性/Washability		fully sealed

Welding characteristics

Manual welding : 330℃±10℃,2s.-3

Packaging:

according to the general electronic material storage requirements

Dimensions mm[inch]

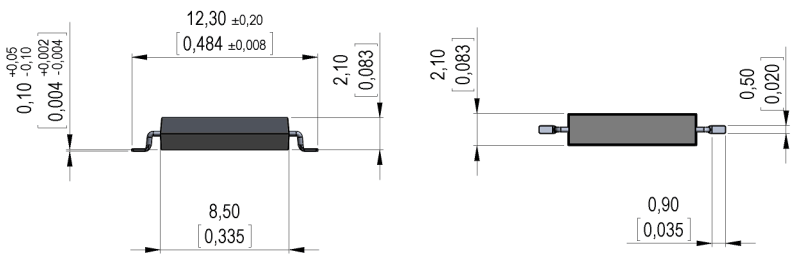

Recommended PCB Pad Layout

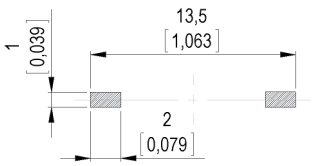

Solder Reflow Profile

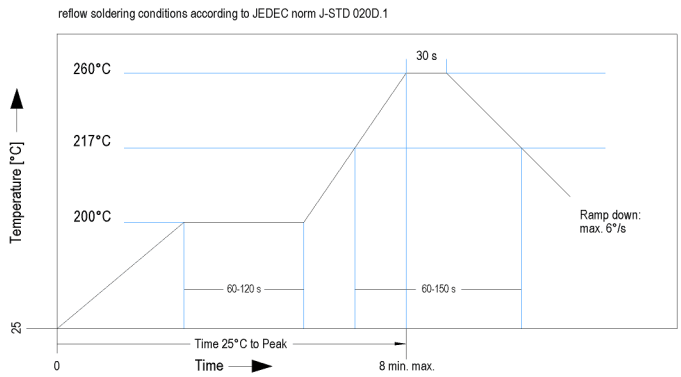

Packaging

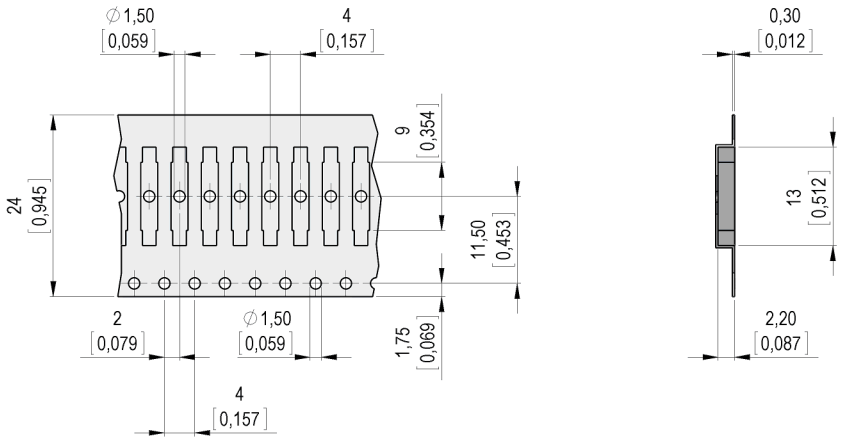

一、塑封干簧管引线再加工

Reprocessing of lead wire of plastic reed switch

塑封干簧管是用玻璃干簧管封装，在加工过程中比纯玻璃干簧管损耗要小，但引线加工还是需要注意避免受损，影响产品及寿命。由于磁簧开关是相当脆弱的，很容易打破玻璃和密封件。加工前需要在裁切点和弯曲点之前用进行夹紧固定。

The plastic reed switch is encapsulated with glass reed switch, which has less loss during processing than pure glass reed switch, but the lead processing still needs to be careful to avoid damage, which affects the product and life. Since the reed switch is quite fragile, it is easy to break the glass and seals. Before processing, it needs to be clamped and fixed before the cutting point and the bending point.

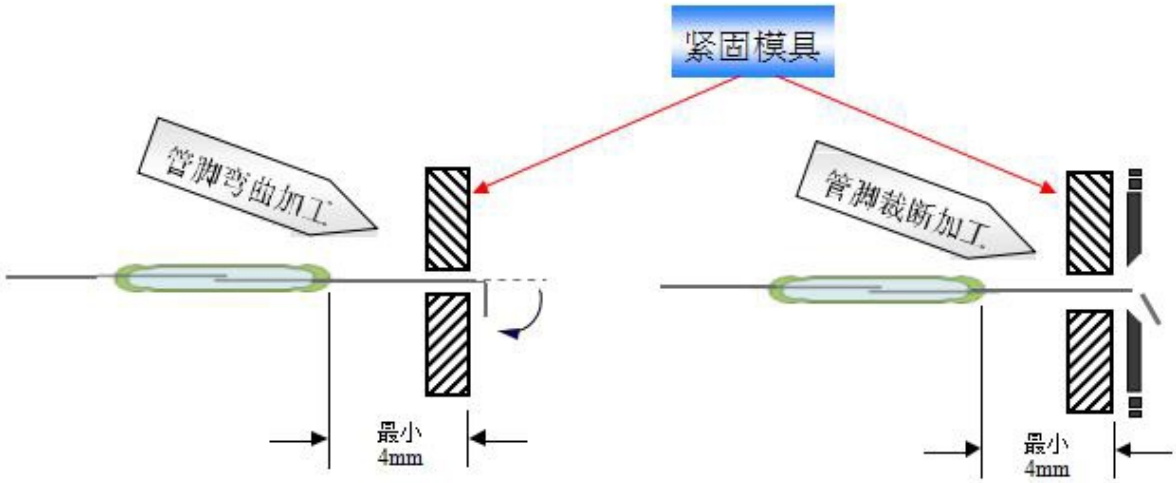

二、焊接方式及注意事项
Welding method and precautions

1、锡焊：焊接点应离开玻璃管的端头至少 2mm 以上,焊接时间在 5 秒以下。
Soldering: The welding point should be at least 2mm away from the end of the glass tube, and the welding time should be less than 5 seconds.
2、电焊：焊点应离开玻璃管端头至少 2mm 以上。
Electric welding: The solder joint should be at least 2mm away from the end of the glass tube.
3、超声波焊接：谐振频率相同时，会对干簧管参数产生影响。
Ultrasonic welding: When the resonance frequency is the same, it will affect the parameters of the reed switch.

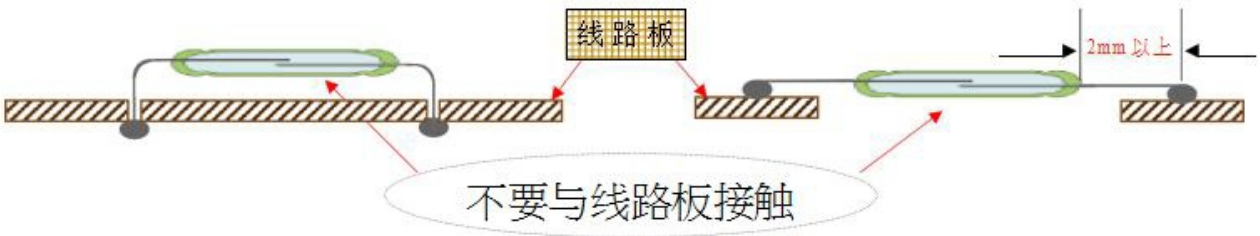

产品规格书Product Details specification

产品名称Title	File No.	Version	Date	Page
BL-JSFGHG-TP-2.3X11.5	BL-GH-056	A3	2019.05.07	1/4

Function :

- Ideal for ATE switching and proximity sensors
- Contact layers: Ruthenium on gold
- Superior glass-to-metal seal and blade alignment
- Excellent life expectancy and reliability
- RoHS Compliant

Applications :

1.Automation Device
2.Home appliances a
3.Auto industry
4.Communication
5.Medical

Product Features

Micro changeover dry-reed switch hermetically sealed in a gas-filled envelope. Single-pole, double-throw (SPST-NO) type, having a normally open and a normally closed contact.

The switch may be actuated by an electromagnet, a permanent magnet or a combination of both. The device is intended for use in sensors, relays, pulse counters or similar devices.

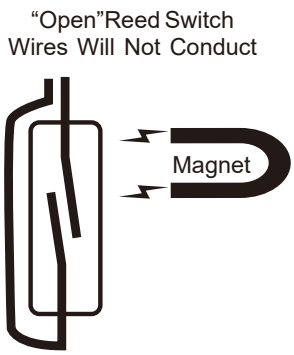

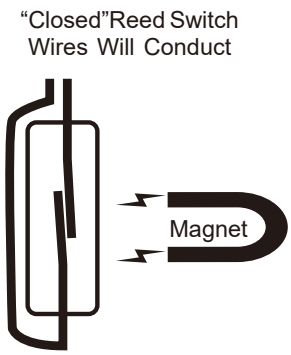

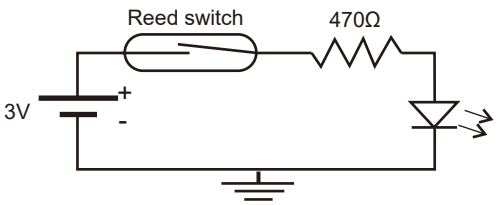

Electrical characteristics:

型号/DATA SCAN	单位 Unit	BL-JSFGHG-TP-2.3X11.5
触电形式/Contact Form		A
Max.最大开关功率/Contact Rating	W	10
Max.最大开关电压/Switching Voltage	V	100
Max.最大开关电流/Switching Current	A	0.5
Max. 最大载流电流/Carry Current	A	0.5
Max. 最大接触电阻/Contact Resistancence	mΩ	150
Min. 最小击穿电阻/Breakdown Voltagence	V	110/150
Min. 最小绝缘电阻/Insulation Resistance	MΩ	10000
工作温度 /Operating temperature	℃	-40~+125

订购信息 > Drder Informatlon

型号 Type	触点方式 Contact Form	干簧管灵敏度 Contact Form
BL-JSFGHG-TP-2.3X11.5	常开（A）	7-10
BL-JSFGHG-TP-2.3X11.5	常开（A）	10-15

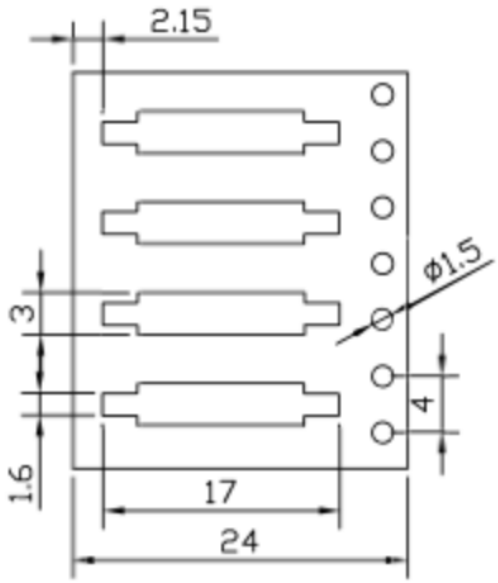

卷盘包装尺寸
Dimensions for tape and reel

Welding characteristics

Manual welding : 330℃±10℃,2s.-3

Packaging:

2500PCS/Reel (according to the general electronic material storage requirements)

■ SIZE尺寸

Unit=mm

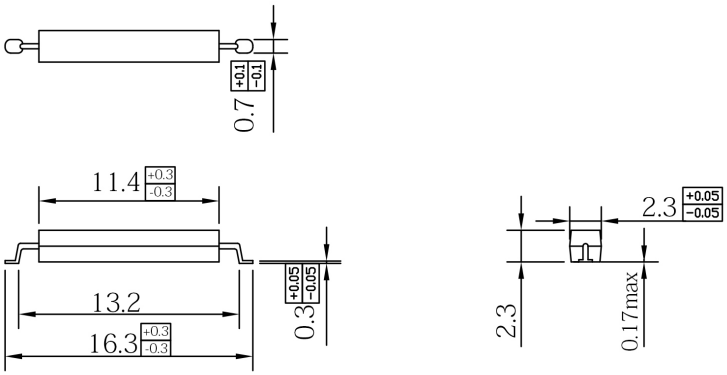

一、塑封干簧管引线再加工

Reprocessing of lead wire of plastic reed switch

塑封干簧管是用玻璃干簧管封装，在加工过程中比纯玻璃干簧管损耗要小，但引线加工还是需要注意避免受损，影响产品及寿命。由于磁簧开关是相当脆弱的，很容易打破玻璃和密封件。加工前需要在裁切点和弯曲点之前用进行夹紧固定。

The plastic reed switch is encapsulated with glass reed switch, which has less loss during processing than pure glass reed switch, but the lead processing still needs to be careful to avoid damage, which affects the product and life. Since the reed switch is quite fragile, it is easy to break the glass and seals. Before processing, it needs to be clamped and fixed before the cutting point and the bending point.

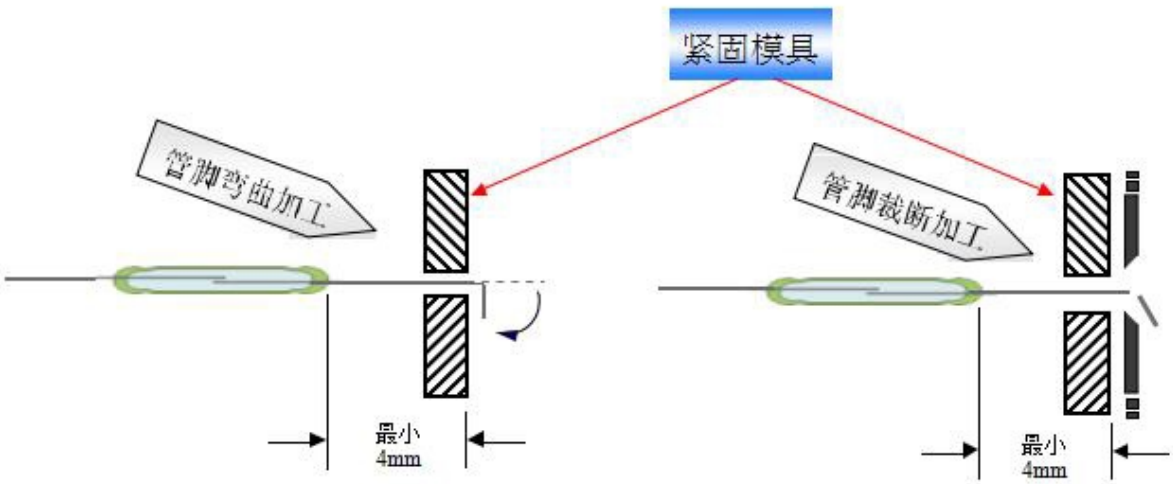

二、焊接方式及注意事项
Welding method and precautions

1、锡焊：焊接点应离开玻璃管的端头至少 2mm 以上,焊接时间在 5 秒以下。
Soldering: The welding point should be at least 2mm away from the end of the glass tube, and the welding time should be less than 5 seconds.
2、电焊：焊点应离开玻璃管端头至少 2mm 以上。
Electric welding: The solder joint should be at least 2mm away from the end of the glass tube.
3、超声波焊接：谐振频率相同时，会对干簧管参数产生影响。
Ultrasonic welding: When the resonance frequency is the same, it will affect the parameters of the reed switch.

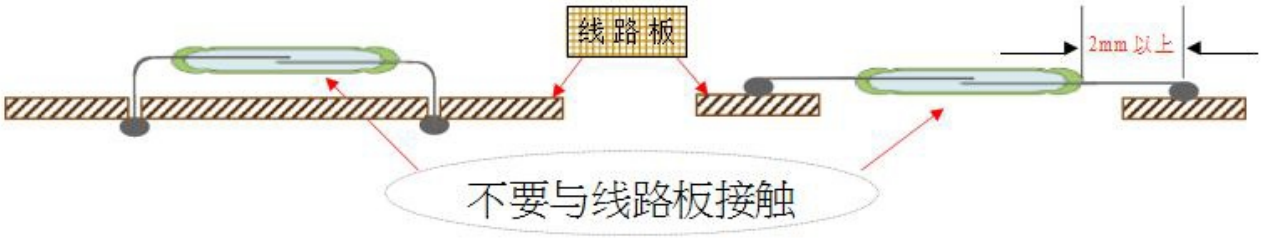

产品规格书Product Details specification

产品名称Title	File No.	Version	Date	Page
BL-JSFGHG-TP2.5X8.6	BL-GH-058	A3	2019.07.30	1/4

Function :

- Ideal for ATE switching and proximity sensors
- Contact layers: Ruthenium on gold
- Superior glass-to-metal seal and blade alignment
- Excellent life expectancy and reliability
- RoHS Compliant

Applications :

1.Automation Device
2.Home appliances a
3.Auto industry
4.Communication
5.Medical

Product Features

Micro changeover dry-reed switch hermetically sealed in a gas-filled envelope. Single-pole, double-throw (SPST-NO) type, having a normally open and a normally closed contact.

The switch may be actuated by an electromagnet, a permanent magnet or a combination of both. The device is intended for use in sensors, relays, pulse counters or similar devices.

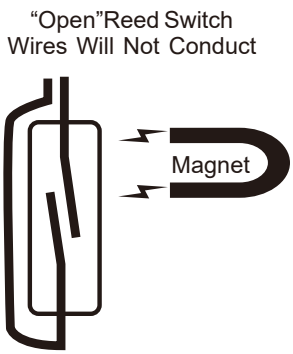

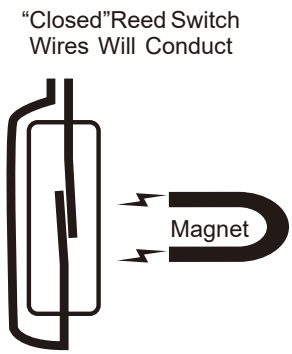

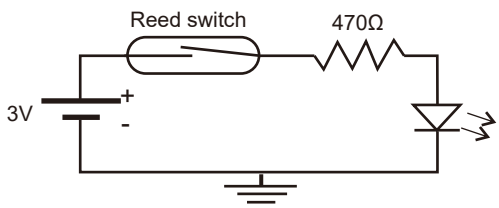

Electrical characteristics:

型号/DATA SCAN	单位 Unit	BL-JSFGHG-TP2.5X8.6
触点形式/Contact号Form		A
Max.最大开关功率/Contact Rating	W	10
Max.最大开关电压/Switching Voltage	V	100
Max.最大开关电流/Switching Current	A	0.5
Max. 最大载流电流/Carry Current	A	0.5
Max. 最大接触电阻/Contact Resistancence	mΩ	150
Min. 最小击穿电阻/Breakdown Voltagence	V	110/150
Min. 最小绝缘电阻/Insulation Resistance	MΩ	10000
工作温度 /Operating temperature	℃	-40~+105

订购信息 > Drder Informatlon

型号 Type	触点方式 Contact Form	干簧管灵敏度 Contact Form
BL-JSFGHG-TP2.5X8.6	常开（A）	7-10
BL-JSFGHG-TP2.5X8.6	常开（A）	10-15
BL-JSFGHG-TP2.5X8.6	常开（A）	15-20

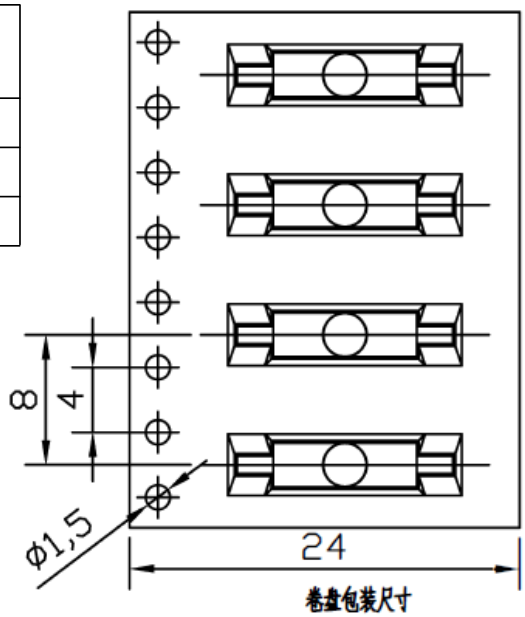

卷盘包装尺寸
Dimensions for tape and reel

Welding characteristics

Manual welding : 330℃±10℃,2s.-3

Packaging:

2500PCS/Reel (according to the general electronic material storage requirements)

产品规格书Product Details specification

产品名称Title	File No.	Version	Date	Page
BL-JSFGHG-TP2.5X8.6	BL-GH-058	A3	2019.07.30	3/4

■ SIZE尺寸

Unit=mm

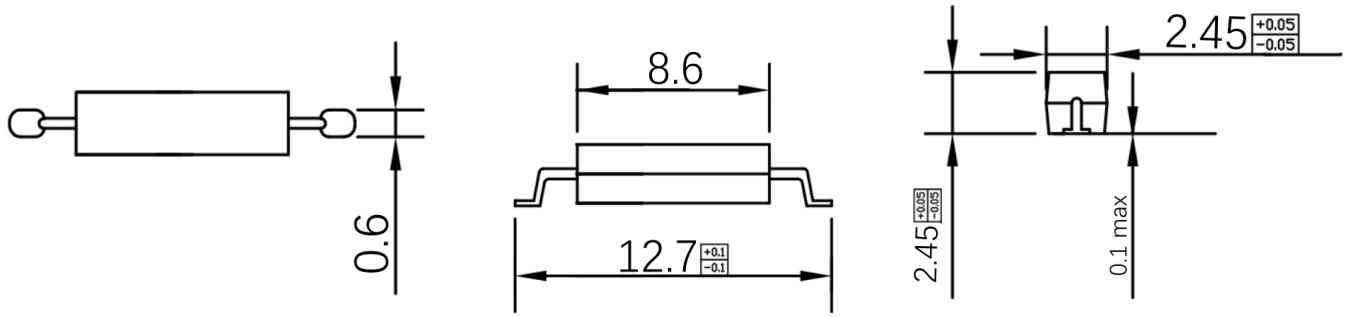

一、塑封干簧管引线再加工

Reprocessing of lead wire of plastic reed switch

塑封干簧管是用玻璃干簧管封装，在加工过程中比纯玻璃干簧管损耗要小，但引线加工还是需要注意避免受损，影响产品及寿命。由于磁簧开关是相当脆弱的，很容易打破玻璃和密封件。加工前需要在裁切点和弯曲点之前用进行夹紧固定。

The plastic reed switch is encapsulated with glass reed switch, which has less loss during processing than pure glass reed switch, but the lead processing still needs to be careful to avoid damage, which affects the product and life. Since the reed switch is quite fragile, it is easy to break the glass and seals. Before processing, it needs to be clamped and fixed before the cutting point and the bending point.

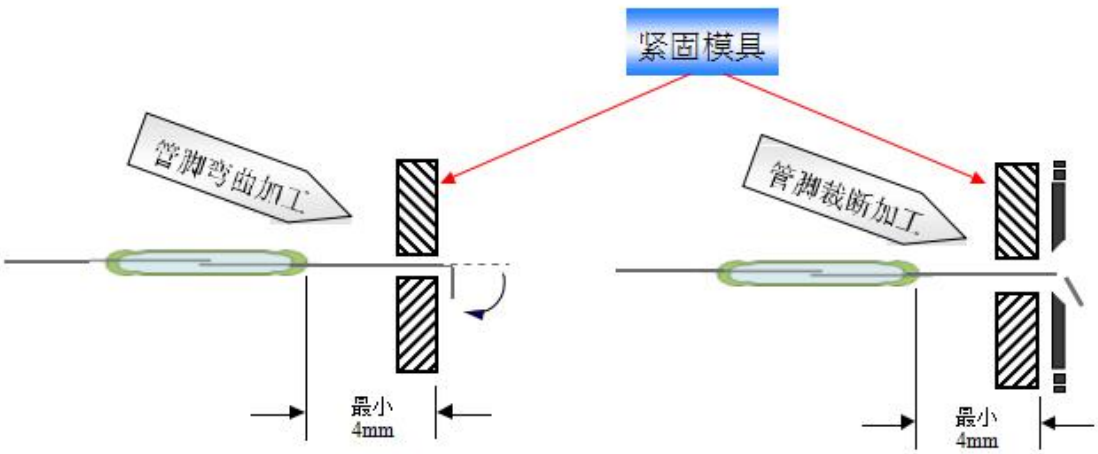

二、焊接方式及注意事项
Welding method and precautions

1、锡焊：焊接点应离开玻璃管的端头至少 2mm 以上,焊接时间在 5 秒以下。
Soldering: The welding point should be at least 2mm away from the end of the glass tube, and the welding time should be less than 5 seconds.
2、电焊：焊点应离开玻璃管端头至少 2mm 以上。
Electric welding: The solder joint should be at least 2mm away from the end of the glass tube.
3、超声波焊接：谐振频率相同时，会对干簧管参数产生影响。
Ultrasonic welding: When the resonance frequency is the same, it will affect the parameters of the reed switch.

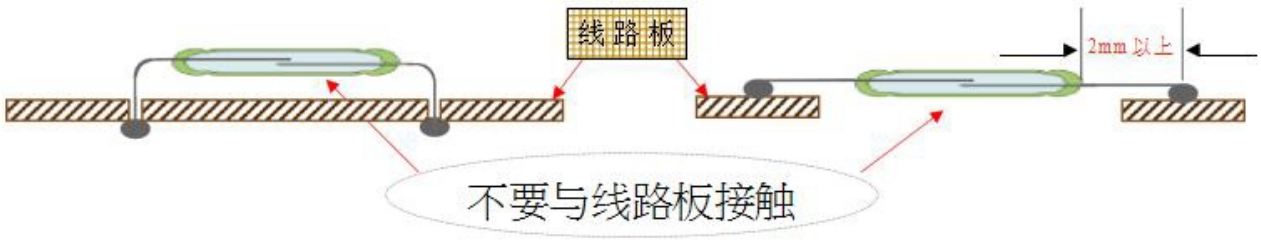

产品规格书Product Details specification

产品名称Title	File No.	Version	Date	Page
BL-JSFGHG-TP2.8X16	BL-GH-059	A3	2019.07.30	1/4

Function :

- Ideal for ATE switching and proximity sensors
- Contact layers: Ruthenium on gold
- Superior glass-to-metal seal and blade alignment
- Excellent life expectancy and reliability
- RoHS Compliant

Applications :

1.Automation Device
2.Home appliances a
3.Auto industry
4.Communication
5.Medical

Product Features

Micro changeover dry-reed switch hermetically sealed in a gas-filled envelope. Single-pole, double-throw (SPST-NO) type, having a normally open and a normally closed contact.

The switch may be actuated by an electromagnet, a permanent magnet or a combination of both. The device is intended for use in sensors, relays, pulse counters or similar devices.

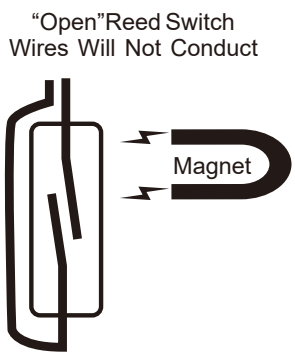

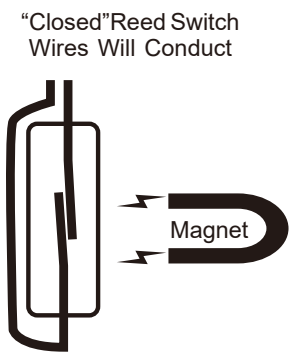

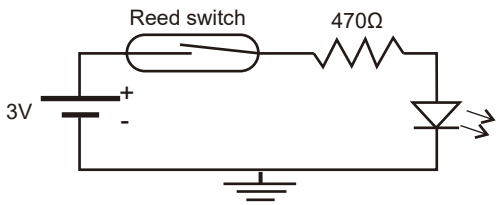

Electrical characteristics:

型号/DATA SCAN	单位 Unit	BL-JSFGHG-TP2.8X16
触点形式/Contact号Form		A
Max.最大开关功率/Contact Rating	W	10
Max.最大开关电压/Switching Voltage	V	200
Max.最大开关电流/Switching Current	A	1
Max. 最大载流电流/Carry Current	A	0.5
Max. 最大接触电阻/Contact Resistancence	mΩ	150
Min. 最小击穿电阻/Breakdown Voltagence	V	160/220
Min. 最小绝缘电阻/Insulation Resistance	MΩ	10000
工作温度 /Operating temperature	℃	-40~+105

订购信息 > Drder Informatlon

型号 Type	触点方式 Contact Form	干簧管灵敏度 Contact Form
BL-JSFGHG-TP2.8X16	常开（A）	8-10
BL-JSFGHG-TP2.8X16	常开（A）	10-15

Welding characteristics

Manual welding : 330℃±10℃,2s.-3

Packaging:

2500PCS/Reel (according to the general electronic material storage requirements)

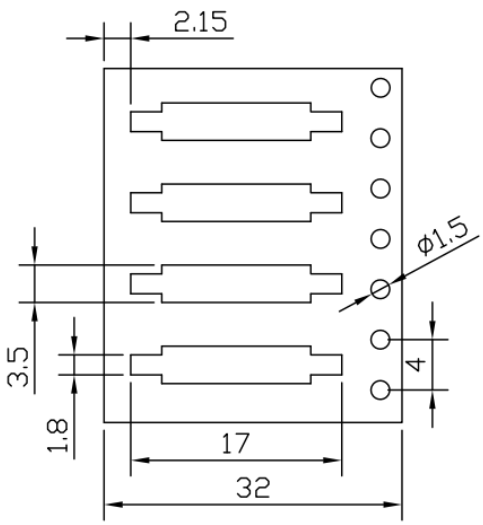

卷盘包装尺寸
Dimensions for tape and reel

■ SIZE尺寸

Unit=mm

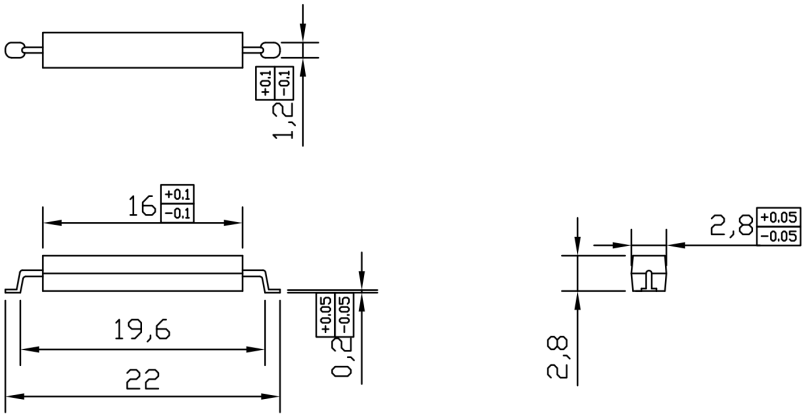

一、塑封干簧管引线再加工

Reprocessing of lead wire of plastic reed switch

塑封干簧管是用玻璃干簧管封装，在加工过程中比纯玻璃干簧管损耗要小，但引线加工还是需要注意避免受损，影响产品及寿命。由于磁簧开关是相当脆弱的，很容易打破玻璃和密封件。加工前需要在裁切点和弯曲点之前用进行夹紧固定。

The plastic reed switch is encapsulated with glass reed switch, which has less loss during processing than pure glass reed switch, but the lead processing still needs to be careful to avoid damage, which affects the product and life. Since the reed switch is quite fragile, it is easy to break the glass and seals. Before processing, it needs to be clamped and fixed before the cutting point and the bending point.

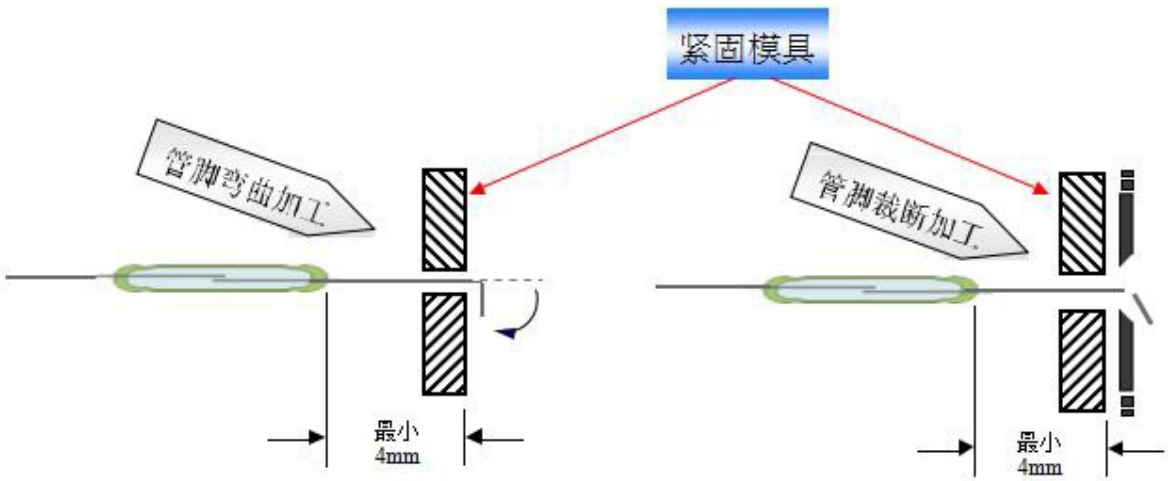

产品规格书Product Details specification

产品名称Title	File No.	Version	Date	Page
BL-JSFGHG-TP2.8X16	BL-GH-059	A3	2019.07.30	4/4

二、焊接方式及注意事项
Welding method and precautions
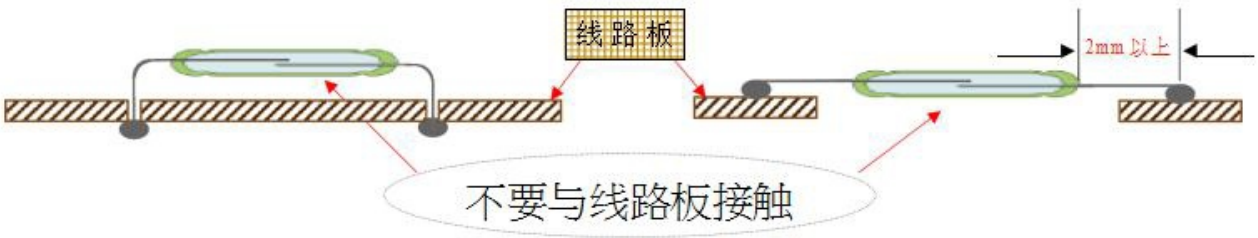
1、锡焊：焊接点应离开玻璃管的端头至少 2mm 以上,焊接时间在 5 秒以下。
Soldering: The welding point should be at least 2mm away from the end of the glass tube, and the welding time should be less than 5 seconds.
2、电焊：焊点应离开玻璃管端头至少 2mm 以上。
Electric welding: The solder joint should be at least 2mm away from the end of the glass tube.
3、超声波焊接：谐振频率相同时，会对干簧管参数产生影响。
Ultrasonic welding: When the resonance frequency is the same, it will affect the parameters of the reed switch.